





## 2 Safety Precautions

This section lists important precautions which users of semiconductor devices (and anyone else) should observe in order to avoid injury and damage to property, and to ensure safe and correct use of devices. Please be sure that you understand the meanings of the labels and the graphic symbol described below before you move on to the detailed descriptions of the precautions.

[Explanation of labels]

	Indicates an imminently hazardous situation which will most likely result in death or serious injury if you do not follow instructions.
	Indicates a potentially hazardous situation which could result in death or serious injury if you do not follow instructions.
	Indicates a potentially hazardous situation which, if not remedied, may result in minor injury or worse.

[Explanation of graphic symbol]

Graphic symbol	Meaning
	Indicates that caution is required (laser beam is dangerous to eyes).