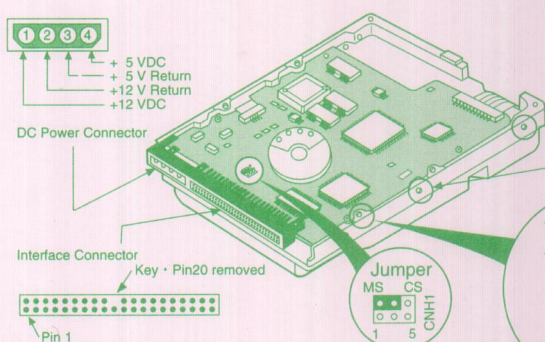


M1612TAU, M1614TAU 3.5-inch, ATA Interface Hard Disk Drive Installation Guide



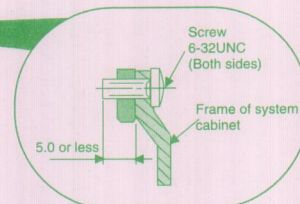
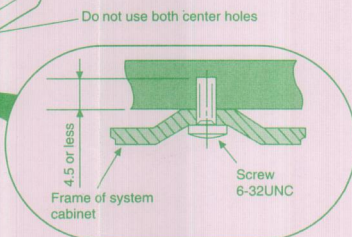
Below is a diagram of the PCBA board for the Fujitsu M161XTAU series of ATA interface disk drive and also a summary of the user-selectable options including guidelines for installation of the drive.

1. DRIVE MOUNTING REQUIREMENTS



MOUNTING SCREW FIXING

When the mounting screw holes on the side of the drive are used, then use only the two pairs of outer holes. Do not use the center hole in conjunction with only one of the outer holes. The screw must not penetrate the drive.



CAUTION
Installing mounting screws with excessive lengths will damage the drive.

GROUNDING

Sufficient grounding will be provided for correct operation when the drive is screwed into an electrically grounded frame.

ORIENTATION

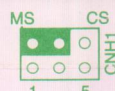
The drive may be installed in one of three orientations; PCA down or on either edge. Inclination from vertical or horizontal should not exceed 5°.

COOLING

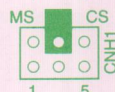
Allow space above and below the drive to provide for adequate air flow. Fan cooling is recommended. The disk enclosure temperature, measured at top center, should never exceed 60°C.

2. JUMPER SETTING

Master Drive Setting
(Default setting)




Slave Drive Setting



Cable Select Mode Setting (CSEL)

Cable select mode gives an alternative method by which the drive may be set to MASTER or SLAVE. A special cable is needed to implement this feature and should only be used if supported by BOTH drives.



3. SYSTEM BIOS PARAMETERS

When installing this drive in any PC-AT computer, the system BIOS will need the following information to successfully read and write to the disk. The formatted capacity of each drive can only be guaranteed if these parameters are used.

Model	Cyl	Hds	SCT	Wpcom	LZone	Capacity
M1612TAU	1057	16	63	0	0	545MB
M1614TAU	2114	16	63	0	0	1091MB

North American contact:

FUJITSU COMPUTER PRODUCTS OF AMERICA, INC.
2904 Orchard Parkway,
San Jose, CA 95134-2022, U.S.A.
Phone: 1-800-626-4686; (408)432-6333
Fax: 894-1709

FUJITSU CANADA, INC.
2800 Matheson Boulevard East,
Mississauga, Ontario L4W 4X5, Canada
Phone: (1-905)602-5454 Fax: 602-5457

European contact:

FUJITSU EUROPE LTD.
2, Longwalk Road, Stockley Park,
Uxbridge, Middlesex UB11 1AB, England
Phone: (44-81)573-4444 Fax: 573-2643

FUJITSU DEUTSCHLAND GMBH.
Frankfurter Ring 211,
80807 München, F.R. Germany
Phone: (49-89)32378-0 Fax: 32378-100

FUJITSU ITALIA S.p.A.

Via Meichiorre, Gioia 8, 20124 Milano, Italy
Phone: (39-2)6365-1 Fax: 6572-257

FUJITSU NORDIC AB

Kung Hans Väg 12, S-191 76
Sollentuna, Sweden
Phone: (46-8)626-6770 Fax: 626-6711

FUJITSU ESPAÑA S.A.

Almagro 40
28009 Madrid, Spain
Phone: (34-1)581-8400 Fax: 581-8125

FUJITSU FRANCE S.A.

Batiment Aristote, Rue Olof
Palme 94006, Créteil Cedex, France
Phone: (33-1)45-13-16-16
Fax: 43-99-07-00

Australasian contact:

FUJITSU AUSTRALIA LTD.
475 Victoria Avenue,
Chatswood, N.S.W. 2067, Australia
Phone: (61-2)410-4555 Fax: 411-8603

Asian contact:

FUJITSU HONG KONG LTD.
Room 2521, Sun Hung Kai Centre,
30 Harbour Road, Hong Kong
Phone: (852)8275780 Fax: 8274724

FUJITSU KOREA LTD.

9th Floor, Korean Reinsurance Bldg.,
80, Susong-Dong, Chongro-Gu,
Seoul Special City, Republic of Korea
Phone: (82-2)739-3281 Fax: 739-3294

FUJITSU(SINGAPORE)PET. LTD.

75 Science Park Drive
#02-06 CINTECH II, Singapore 0511
Phone: (65)777-6577 Fax: 777-8794

TATUNG-FUJITSU CO., LTD.

5F Tatung Bldg., 225 Nanking East
Road, 3rd Sec. Taipei, Taiwan
Phone: (886-2)713-5396
Fax: 717-4644

FUJITSU SYSTEMS BUSINESS (THAILAND)LTD.

492-494 Mini Office, Rachada Complex,
Rechadapisek Road, Bangkok, Thailand
Phone: (66-2)513-9148
Fax: (66-2)513-9147

FUJITSU SYSTEMS BUSINESS (MALAYSIA)SDN. BHD.

Fujitsu Plaza, 1A, Jalan Tandang 204,
P.O.BOX 636 Jalan Sultan, 46770
Petaling Jaya, Selangor Darul Ehsan,
Malaysia
Phone: (603)793-3888
Fax: (603)793-3088

FUJITSU LIMITED
Computer Products Business Group
1015, Kamikodanaka, Nakahara-ku, Kawasaki 211, Kanagawa-ken, Japan

Corporate Headquarters
6-1, Marunouchi 1-chome, Chiyoda-ku, Tokyo 100, Japan
Phone: (81-3)3216-3211

© Copyright by Fujitsu Limited

A1CA01340-0030